



# GREEN FIELDS SCHOOL

## SUMMER HOLIDAY HOME WORK (2026-27)

### Class-VI

Theme: Wonders of Incredible India

Dear students,

Get ready to begin an exciting summer adventure with the theme “Incredible India”! This vacation, travel through the wonders of our Country with your imagination and creativity. Explore the colourful festivals, majestic monuments, inspiring heroes, delicious cuisines, folk tales, dances, wildlife, villages, and traditions that make India truly incredible. “From the snowy Himalayas to the golden deserts, from peaceful villages to vibrant cities, every corner of India tells a story of beauty, courage, unity, and diversity. Let your summer shine with the spirit of Incredible India. ” May your vacation be filled with learning, laughter, creativity, and unforgettable experiences.

#### General Instructions for Students.

- Do community services like, ‘Each One Teach One’ during holidays and Click picture.
- Observe the World Environment Day on 5th June-‘Clean today, Green Tomorrow’ : As a part of Sewa Activity, undertake a cleanliness drive by selecting any nearby park, bus stop, metro-station or colony area.



#### WEEKEND CLEANLINESS TASK FOR STUDENTS.

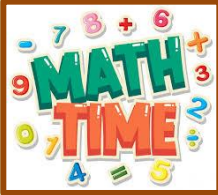

Weekdays	Task
1 <sup>st</sup> -5 <sup>th</sup> June'26	Clean up your cupboard
8 <sup>th</sup> -12 <sup>th</sup> June'26	Clean your room
15 <sup>th</sup> -19 <sup>th</sup> June'26	Clean your book rack & study table
22 <sup>nd</sup> -26 <sup>th</sup> June'26	Dusting of the Living Room
Every Saturday	Maintain personal hygiene-trim nails, polish shoes etc
Every Sunday	Wash the utensils in the kitchen.







Take 'Before & after' photos to be displayed on School Bulletin Board.

- Revise for the PT1 as per schedule shared.
- Help your parents in small household chores like cleaning the cupboards, Watering the plants, making the bed, etc. It is an opportunity for you to Show your love concern and support to your parents who had been taking care Of you during the course of the Academic Year.
- Click photos while performing yogasanas and preparing special dishes with your mom and share it with your Class Teacher.

SNO	SUBJECT	HOMEWORK
1	<b>ENGLISH</b> 	<p>1 – English Around Us Daily, write 5 new English words in your scrapbook from things around you — newspaper, food packets, sign boards, advertisements, labels, etc. Also write their meanings.</p> <p>2 – Book Review Read story books from different genres like nature, fantasy and friendship. Choose an interesting book of your choice and prepare a Book Review. Include the title, author, main characters, summary, favourite part and your learning from the book.</p> <p>3 – Learn a poem of your choice, based on any one of the following themes- family, kindness and Patriotism.</p> <p>4 – Practice one page of neat handwriting daily using your previous year's empty notebook.</p> <p>5 – Revise PT-1 syllabus</p>
2	<b>HINDI</b> 	<p>(१) पंचतंत्र की कहानियाँ पढ़ेंगे तथा उनसे मिली किसी एक शिक्षा को उत्तर -पुस्तिका में लिखेंगे।</p> <p>(२) 'संस्कृति सप्ताह' मनाएँगे जिसके अंतर्गत सिक्किम राज्य के लोकगीत, खानपान, वेशभूषा तथा भाषा से संबंधित चित्र चिपकाकर उसके बारे में विवरण देंगे (लघु पुस्तिका का निर्माण कीजिए।)</p> <p>(३) पिछले सत्र की उत्तर-पुस्तिका में बचे हुए पृष्ठों को एकत्रित करके उसकी उत्तर -पुस्तिका निर्माण करके उसमें प्रतिदिन एक पृष्ठ सुलेख लिखेंगे।</p>

3	<p><b>MATHS</b></p> 	<p>1) Create your own pattern: design one colourful rangoli or tile pattern using: Triangles , Squares , Circles</p> <p>2) Palindrome fun Find or create</p> <p>a) 5 palindrome numbers b) 2 palindrome dates related to Indian festivals or events</p> <p>3) Revise PT 1 syllabus</p> <ul style="list-style-type: none"> <li>• Register yourself with logiqids, solve the worksheets and submit the record.</li> <li>• Solve: “Check your progress” questions given on page no. 8, 37, 45 in the math notebook.</li> <li>• Complete the Computational Thinking worksheet: <a href="https://docs.google.com/document/d/16OG2PZQ-DjStzdSZ7ordBPIV28IEREVA/edit?usp=drivesdk&amp;oid=102946143019412445453&amp;rtpof=true&amp;sd=true">https://docs.google.com/document/d/16OG2PZQ-DjStzdSZ7ordBPIV28IEREVA/edit?usp=drivesdk&amp;oid=102946143019412445453&amp;rtpof=true&amp;sd=true</a></li> </ul>
4	<p><b>SCIENCE</b></p> 	<p>1. Do any two interesting, fun- filled experiments at home with household materials. Record your observations in the science practical file under the following heads.</p> <p>a. Aim            b. Material required        c. Procedure d. Observation        e. Conclusion        f. related diagram</p> <p>2. Draw well labeled diagrams on an A4 sheet of the following:</p> <p>a) Filtration            b) Water Cycle        c) Solar System</p> <p>3. Make PPT of your choice on any topic from your science book.</p> <p>4. Revise lessons</p> <p>a) Mindful eating a path to a healthy body. b) Materials around us.</p>

5	<p><b>SOCIAL SCIENCE</b></p> 	<p><u>Create a 3 page Scrapbook on any 3 amazing tangible Heritage wonders of India. You may select these from the varied Heritage Categories given below or Sikkim State:</u></p> <p>* Monuments      * Festivals      * Dance forms * Art Forms      * Heritage Sites      * Natural Wonders</p> <p><u>Each page must contain:</u></p> <p><u>(i) The Name of the heritage wonder.</u></p> <p><u>(ii) A brief description about the Heritage wonder. (around 100 words)</u></p> <p><u>(iii) An interesting picture collage of the 3 heritage wonders selected by you.</u></p> <p><u>On a Political Map of India mark the following:</u></p> <ol style="list-style-type: none"> <li>The states of India.</li> <li>One amazing heritage wonder of India in each State.</li> </ol>
6	<p><b>COMPUTER</b></p> 	<ul style="list-style-type: none"> <li>● Create a PPT to design a Fun Quiz on “Incredible India”. Include the following topics: <ol style="list-style-type: none"> <li>Guess the monument</li> <li>State Identification.</li> <li>Traditional food/ dress.</li> </ol> </li> <li>● Revise for PT-1.</li> </ul>
7.	<p><b>SANSKRIT</b></p> 	<ol style="list-style-type: none"> <li>1. भारतस्य प्रसिद्धस्थानानि भारतस्य पञ्च प्रसिद्धस्थानानां चित्राणि संगृह्य तेषां नामानि संस्कृते लिखत। (A4 शीट पर)</li> <li>2. 'मम प्रियः शिक्षकः' तथा 'मम उद्यानं' विषये 5-7 सरलवाक्यानि संस्कृतेन लिखत। (उत्तर- पुस्तिका में करें)</li> <li>3. बालक ,लता शब्दरूप, पठ्,चल् धातुरूपाणि स्मरन्तु।</li> </ol>
8.	<p><b>KAUSHAL BODH</b></p> 	<ol style="list-style-type: none"> <li>1. Design and create an attractive coaster using waste material such as cardboard, old CD.</li> <li>2. Make reusable paper bag using old newspaper or magazine. Decorate it beautifully with drawing or slogan inspired by the theme – Wonders of incredible India.</li> </ol> <p>Links -</p> <p><a href="https://youtube.com/shorts/cSNM04n5HsE?si=wLbFY0YlaMAyUBcY">https://youtube.com/shorts/cSNM04n5HsE?si=wLbFY0YlaMAyUBcY</a></p> <p><a href="https://youtube.com/shorts/ENIcRy3WqQU?si=uM97Qgg8Kuh_A5R9">https://youtube.com/shorts/ENIcRy3WqQU?si=uM97Qgg8Kuh_A5R9</a></p>

## ART



Complete the following Art & Craft activities during the holidays:

### 1. Canvas Painting

Make one painting on canvas of any size.

Topic: Student's Choice

Use bright colours and show your creativity.

### 2. Mandala Art on Waste Cardboard

Create a beautiful Mandala Art using waste cardboard circles.

Use circular patterns, colours, and decorative materials creatively.

Maintain neatness and creativity in both activities.

## YOGA



1. Practice 5 rounds of Surya Namaskar daily.

2. Do Anulom – Vilom Pranayam daily for 5 minutes.

3. Practice 5 asans daily including forward bending, backward bending and balancing asanas.

**HAPPY HOLIDAYS!**

**SCHOOL REOPENS ON WEDNESDAY, 1<sup>ST</sup> JULY'26**

