



GREEN FIELDS SCHOOL

COVER NOTE

Summer Holiday Homework 2026

CLASS III

Dear Parents,

Summer holidays are a time to smile, explore, create, and enjoy beautiful moments with family and friends. They also bring wonderful opportunities to discover new ideas and learn in exciting ways.

15

LIFE ON LAND



THEME – SDG GOAL 15

LIFE ON LAND

Let's protect and care for the land, plants, animals, and forests. Together, we can keep our Earth green, healthy, and full of life!

ACTIVITIES WILL INSPIRE CHILDREN TO:

- Keep their room neat and organised.
- Help in watering plants and keeping surroundings clean.
- Develop healthy cleanliness habits at home.

GENERAL INSTRUCTIONS:

1. Hydrate yourself during the holidays by drinking enough water everyday.



2. Protect yourself from Scorching Heat. Use suncap, glasses and umbrella.



3. Stay active during holidays by doing any fun exercise like aerobics, Zumba, Yoga etc.



4. Adopt a plant and nurture it throughout your vacations.



5. Respect starts with me – Practise to say Namaskar and touching feet of your elders.



6. Eat healthy food/ Stay fit and active.



7. Avoid excessive screen time and spend quality time with family.



8. Read books, fables or comics. Surf the imaginative world and go on a fantasy tour.



CARE TODAY FOR A BETTER TOMORROW

SAVE NATURE
SAVE LIFE




SUMMER HOLIDAY HOMEWORK

ENGLISH

1. Story Reading Activity

Read and enjoy any one story from the list below:

- Panchatantra Moral Stories
- Alice in Wonderland
- Hansel and Gretel
- Goodnight Moon
- Chhota Bheem



Activity:

Make a beautiful cover page of your story and write the value and moral of the story on an A4 sheet. Show your creativity and imagination.

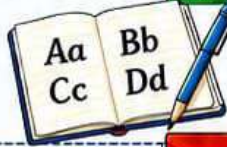


2. Learn a poem with actions based on Sdg goal -15 or any other poem for Recitation Contest in July



3. Writing Practice

Do Pages 10 to 21 in your Cursive Writing Book.



4. Vocabulary Fun

Pick out 20 new words from Main Course Book – Lessons 1 & 2. Write antonyms and synonyms of those words (1 each).

(Do it in RED ASSIGNMENT NOTEBOOK.)

5. Complete Pages. 1 & 3 in Assignment Book.

SCIENCE

1. Tiger Conservation Activity

Find information about different tiger species and the reasons for their decline. Write any three conservation efforts that can help save tigers from extinction.

(Do this work in your Red Assignment Notebook.)



2. Parts of a Plant Chart

Make a colourful and well-labelled chart on "Parts of a Plant".

Include and label the following parts:

- Root
- Stem
- Leaves
- Flower
- Fruit



3. Complete Page no. 41 in Assignment Book.

(Do this activity on an A3 Sheet.)

COMPUTER

1. Make any SDG slogan poster in MS Word. Take a printout of the poster and paste it in your Computer notebook.



2. Draw or paste pictures of any five Operating System software in your notebook and write their names below them.

3. Complete Page no. 113 in Assignment Book.



1. देशभक्ति / पर्यावरण या रवीन्द्रनाथ टैगोर द्वारा लिखी गई कोई भी कविता अभिव्यक्ति के साथ याद करें।



2. बीज / दाल बैंक गतिविधि:

घर की रसोई से 4-5 प्रकार के बीज या दालें इकट्ठा कीजिए। उन्हें scrapbook में सुंदर तरीके से चिपकाइए तथा उनके नाम लिखिए।



3. सुलेख अध्यास: सुलेख अध्यास पुस्तक के पृष्ठ 13 - 22 तक सुंदर लेखन से पूरा कीजिए।



4. हिंदी में Assignment Book के पृष्ठ संख्या 32 पूरा कीजिए।

★ GENERAL KNOWLEDGE ★

1. Write amazing Facts about animals and plants. (5 each)

(Do this work in your G.K notebook.)

Make it creative and colourful.



★ MORAL SCIENCE ★

We should take special care of pet animals and birds during summer to protect them from extreme heat and dehydration.

- Click a picture showing how you cared for an animal or bird.
- Take a printout and paste it in your Moral Science notebook.
- Also write the values you learnt and how you felt by being kind and caring towards animals.



★ ART AND CRAFT ★

1. **Handprint Tree Art** – Make a beautiful tree using handprints as leaves and write the caption “Plant More Trees” in your Art File.



Plant More Trees

2. Create a mask of any endangered animal such as a tiger, panda, or rhino.



3. Complete pages 4 to 8 in your Learning Art Book.




★ MATHEMATICS ★

1. Animal Addition

Solve the following questions:

- a) A forest has 145 deer and 123 rabbits. How many animals are there altogether?



- b) A zoo planted 275 trees and later planted 125 more. Find the total number of trees planted.



2. Project – Leaf Shape Hunt

Collect 5 different leaves and paste them on an A4 Sheet.



Measure the length of each leaf using a ruler and write:

Leaf Name	Length (in cm)

Answer the Following Questions:


- Which leaf is the longest?
- Which leaf is the shortest?
- Arrange the leaf lengths in ascending order.



3. Creative Maths Task

Make a colourful poster on “Save Trees” using different shapes such as:

- Circle
- Square
- Triangle
- Rectangle



4. Tables Practice

Write tables from 1 to 10 neatly in your Red Assignment Notebook. **1 to 10**

5. Eco-Friendly Home Survey

Ask your family members about the following eco-friendly habits and fill the table:

Eco Habit	Yes / No
Use cloth bags	
Switch off lights	
Water plants daily	
Avoid plastic	

Count the total number of “Yes” answers.

Draw a 😊 smiley for every good habit followed.

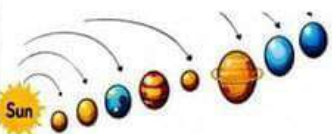
6. Complete Page no.81 & Logic and reasoning Page no.91 in Assignment Book.

Register yourself with logicids, solve the worksheets and submit records once school reopens.

Note: All Mathematics work is to be done in the scrapbook except Tables Practice.

1. My Solar System

Create a colourful drawing on Solar System.



(Do this work in the scrapbook)



2. Save Our Planet

Create a beautiful Earth model using waste materials like old newspapers, cardboard, plastic bottles, paper plates or clay. Decorate it neatly and creatively.



Write Any Two Points on the Following:

How Can We Save Water?

1. _____
2. _____

How Can We Avoid Air Pollution?

1. _____
2. _____

How Can We Avoid Land Pollution?

1. _____
2. _____

Write Slogan: “Save Earth Today for a Better Tomorrow”

3. Space Scrapbook

Draw or paste pictures related to Sun, Moon, Planets, Astronauts. Paste them in your scrapbook and write one interesting fact about each.

4. Complete Page no. 61 in Assignment Book.



1. REVISE ALL the TOPICS TAUGHT FOR PERIODIC ASSESSMENT-1 TO BE HELD IN JULY.

• SUMMER HOLIDAYS FROM 16TH MAY TO 30TH JUNE.

• SCHOOL WILL RE-OPEN ON 1ST JULY.





SUMMER



HOLIDAY HOMEWORK

TOPIC: HAPPINESS CURRICULUM

Note: Please complete the following activities and paste your work neatly in your scrapbook.



1 HAPPINESS SMELLING ACTIVITY

Take different things like flowers, perfume, leaves, or fruits. Smell them carefully and click a photograph while doing the activity.



2 MINDFUL DRAWING ACTIVITY

Close your eyes and draw anything from your imagination. Click a photograph while doing the activity.



3 MINDFUL WALKING ACTIVITY

Wake up early in the morning and go for a mindful walk. Click a photograph during your walk.



4 HEARTBEAT ACTIVITY

Sit quietly in a comfortable place. Put your hand on your chest and feel your heartbeat and breathing for a few moments. Click a photograph while doing the activity.



★ **IMPORTANT NOTE:** Label each activity clearly in your scrapbook. ★