

GREEN FIELDS SCHOOL

A-2 BLOCK, SAFDARJUNG ENCLAVE,
NEW DELHI-110029

CLASS – X

SUMMER HOLIDAY H.W

2025-2026

As important as it is to rest and enjoy, it is also important to continue to learn. We have some very interesting Holiday Homework for you this vacation.

You are sure to enjoy this learning activity. The projects have been chosen with a lot of deliberation.

Relax, enjoy, have loads of fun.

Happy Holidays!


Stay Blessed
Principal



ENGLISH

BIOGRAPHY

Nelson Mandela (born July 18, 1918, Mvezo, South Africa—died December 5, 2013, Johannesburg) was a Black nationalist and the first Black president of South Africa (1994-99). His negotiations in the early 1990s with South African Pres. F.W. de Klerk helped end the country's apartheid system of racial segregation and ushered in a peaceful transition to majority rule. Prepare a biography based on his life, work and achievements. You can include the details about his style of writing their Biography .



BIOGRAPHY STRUCTURE

ORIENTATIONS (BEGINNING) open your biography with a strong hook to grab the reader's attention

SEQUENCING: In most cases, biographies are written in chronological order unless you are a very competent writer consciously trying to break from this trend.

COVER: childhood, upbringing, education, influences, accomplishments, relationships, etc. - everything that helps the reader to understand the person.

CONCLUSION: Wrap your biography up with some details about what the subject is doing now if they are still alive. If they have passed away, make mention of what impact they have made and what their legacy is or will be.

FUN WITH PROVERBS

Choose any one of the following proverbs and depict it in a creative manner.

1. The pen is mightier than the sword.
2. No pain no gain.
3. Birds of a feather flock together.

How to do: Use your imagination to convert the proverbs into an artistic representation (pictures/painting/comic strip) on Scrapbook using colors and motif

NOTE: The presentation should be self-explanatory.



DESIGN A PORTFOLIO

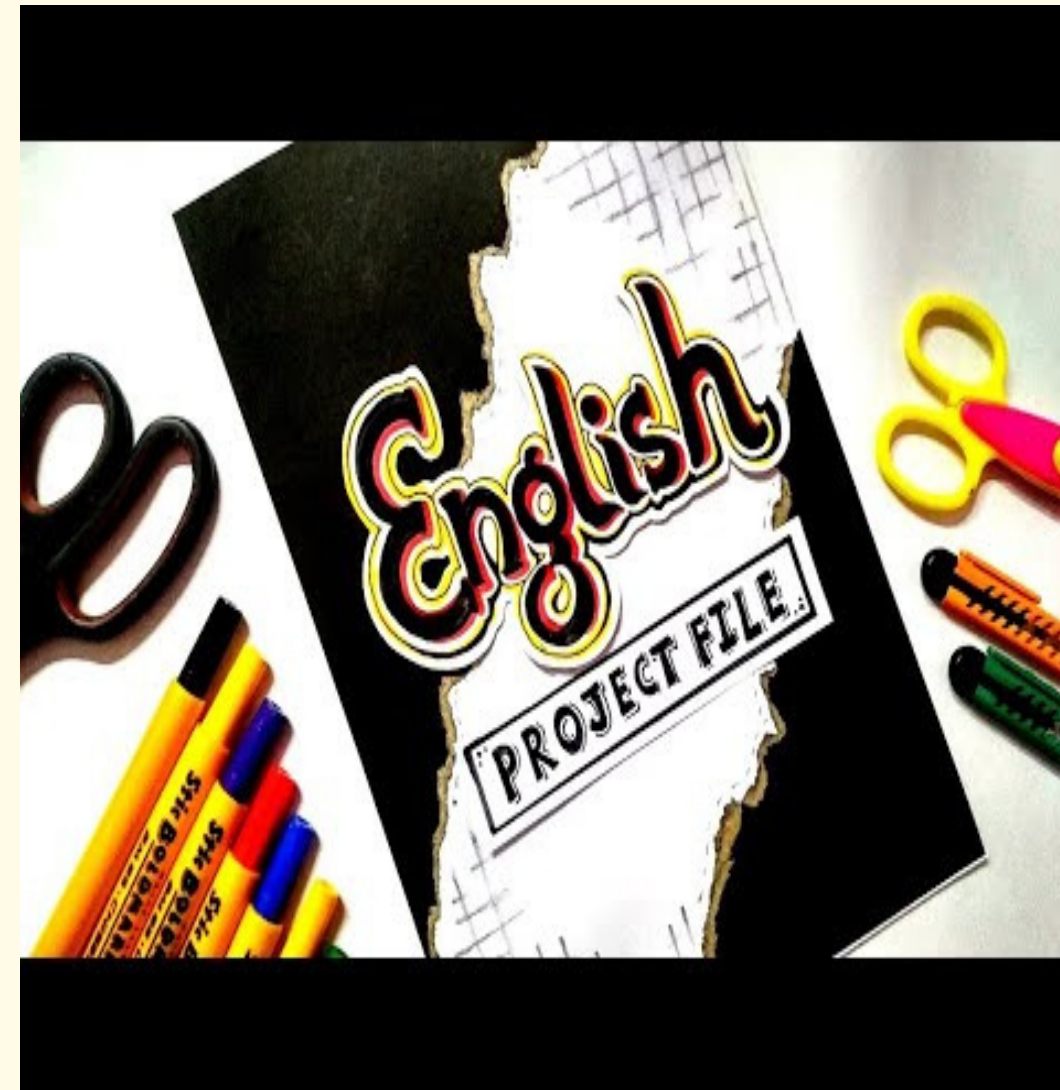
Make a PORTFOLIO on any one of the following social issues.

- a. AI : Threat or Boon
- b. Save the Environment
- c. Protect Endangered Species
- d. Empathy for the Differently-Abled

How to do: Use powerful visuals/photographs/ cuttings from newspapers and/or magazines and sayings/quotes/slogans made from alphabets/whole slogans or quotes to make the collage.

Where to do: A4 SHEETS WITH PROPER SPIRAL BINDING

FORMAT:
COVER PAGE
INDEX
ACKNOWLEDGEMENT
CERTIFICATE
INTRODUCTION
CONTENT (MINIMUM 10 PAGES)
CONCLUSION
TAKEAWAY
BIBLIOGRAPHY



NOTE: NO USE OF DESIGNER SHEETS AND PROJECT SHOULD BE HANDWRITTEN.

HINDI

● पाठ से लिये गए किन्हीं **10** मुहावरों या लोकोक्तियों पर डिजिटल एल्बम या चित्रात्मक एल्बम बनाइए / (**A-4** शीट पर बनाये)

● किसी प्रसिद्ध साहित्यकार (जैसे - प्रेमचंद, कबीर, मीराबाई आदि) पर लघु प्रस्तुति या बायो-स्केच तैयार कीजिए / (चार्ट पेपर पर बनाये)

● लघु कहानी की चित्रात्मक प्रस्तुतीकरण (**Comic strip** या **Collage**) (**A-4** शीट या चार्ट पेपर पर बनाये)

नोट--- उपर्युक्त किन्हीं दो प्रश्नों को कीजिए /

● पोर्ट फोलियो में संलग्न (जोड़े) करें --- अपने जीवन के लक्ष्य को निर्धारित कर उसकी प्राप्ति हेतु आप अपने जीवन में क्या और कैसे परिवर्तन लाएंगे, उसे २०० शब्दों में चित्र सहित अभिव्यक्त कीजिए।

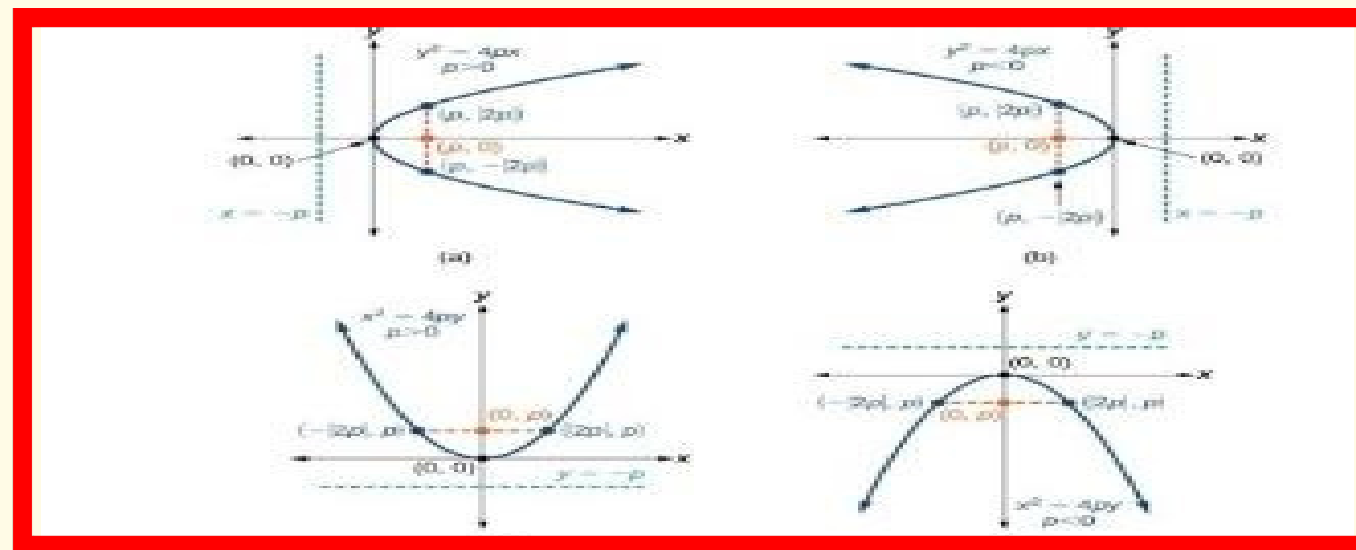
MATHS

MULTIPLE ASSESSMENT

- 1) Complete chapter 3 and chapter 4 from Assignment booklet in Assignment Register.

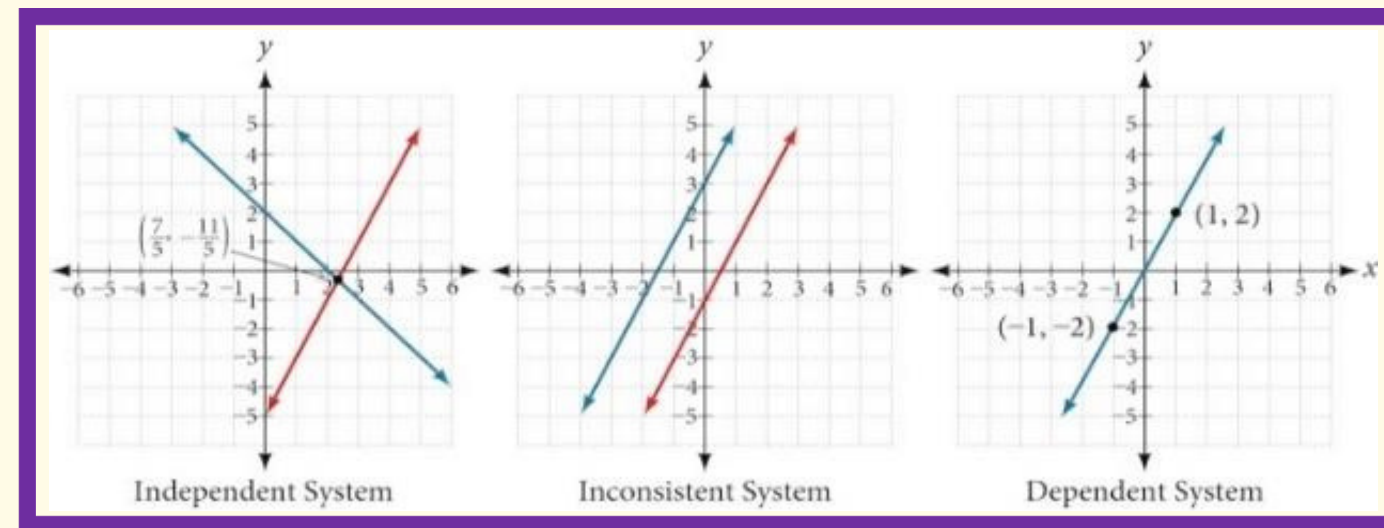
SUBJECT ENRICHMENT

- 2) Following practical to be done in Maths lab practical file :
 - (a) Finding the zeroes of a quadratic polynomial



$-x^2-2x+3$, x^2-6x+9 , $2x^2-4x+5$ Geometrically on graph paper.

- (b) To investigate the conditions for consistency and inconsistency of three pair of linear equations graphically:

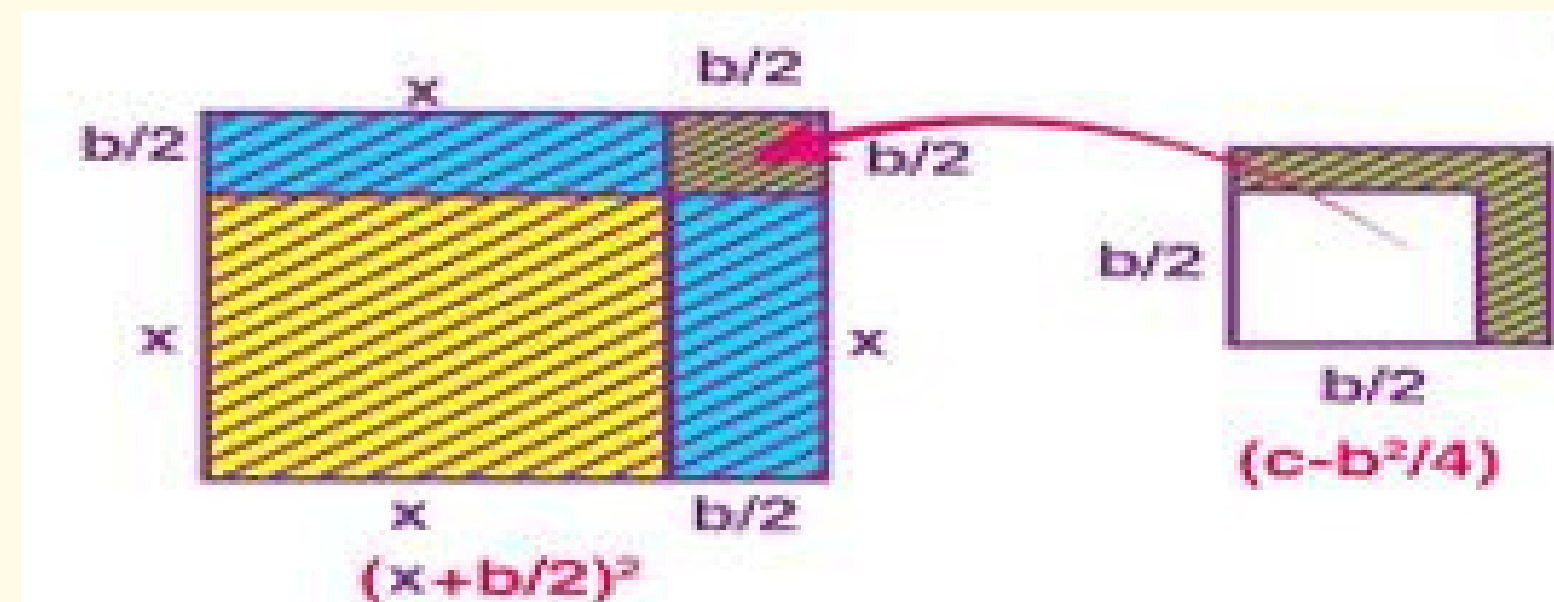


(i)

$2x+y=2$; $4x+2y=8$ (ii) $2x-y=2$; $4x+3y=24$ (iii) $3x-y=2$; $9x-3y=6$

(c) To illustrate that medians of a triangle concur at a point called the centroid , which always lies inside the triangle using paper folding method.

(d) To obtain the solution of a quadratic equation by completing the square method geometrically.



SCIENCE

Roll no. (1- 14)

TOPIC: Spherical mirror

Make different types of mirror art with different types of mirror.

One example is given:

<https://www.facebook.com/share/r/1AEiVYUzzi/>

Portfolio: Make presentation on uses of spherical mirror.

Roll no. (15- 28)

PORTFOLIO:

"Chemical Ad Maker" - Invent a Product

Objective: Apply chemistry in branding.

What to do:

Imagine a new chemistry-based product: (e.g., a stain remover, magic soap, eco-paint).

Design an advertisement poster for it:

- Name of product:
- Ingredients/chemicals used:
- How it works (chemical basis):
- Give it a suitable Slogan:

Note: It should be handmade only.

SUBJECT ENRICHMENT: Complete your practical file work.

MULTIPLE ASSESSMENT:

Do all the questions of Chemistry Ch-1 given in Assignment Booklet.

Roll no. (29- till last)

TOPIC:

***Activity 1.* "A Day in the Life of My Organs" - Portfolio activity**

Create a 4-page illustrated journal where each page is written from the perspective of a different organ/system involved in life processes. Use creative storytelling, diagrams, and scientific terms.



Instructions:

Page 1: "I am the Small Intestine - The Master of Nutrition!"

Page 2: "I am a Cell - The Powerhouse of Respiration!"

Page 3: "I am the Heart - The Tireless Transporter!"

Page 4: "I am the Kidney - Nature's Filter!"

2. Solve Questions from assignment booklet of

ch: 5 (from topics covered)



SOCIAL STUDIES

All students of Class X must undertake one Project as per the CBSE SYLLABUS & the instructions given below :

1. Roll No. 1 to 15 ----- Consumer Awareness
2. Roll No. 16 to 30 --- Social Issues
3. Roll No. 31 till the last roll no. - Sustainable Development

1. Consumer Awareness project should be prepared highlighting case studies on any two products and mentioning the consumer rights.

2. Social Issues on any one of the topics:

a) Women Empowerment. (b) Girl child (c) Child labour (d) Dowry e) Child Abuse

3. Sustainable development on any one topic :

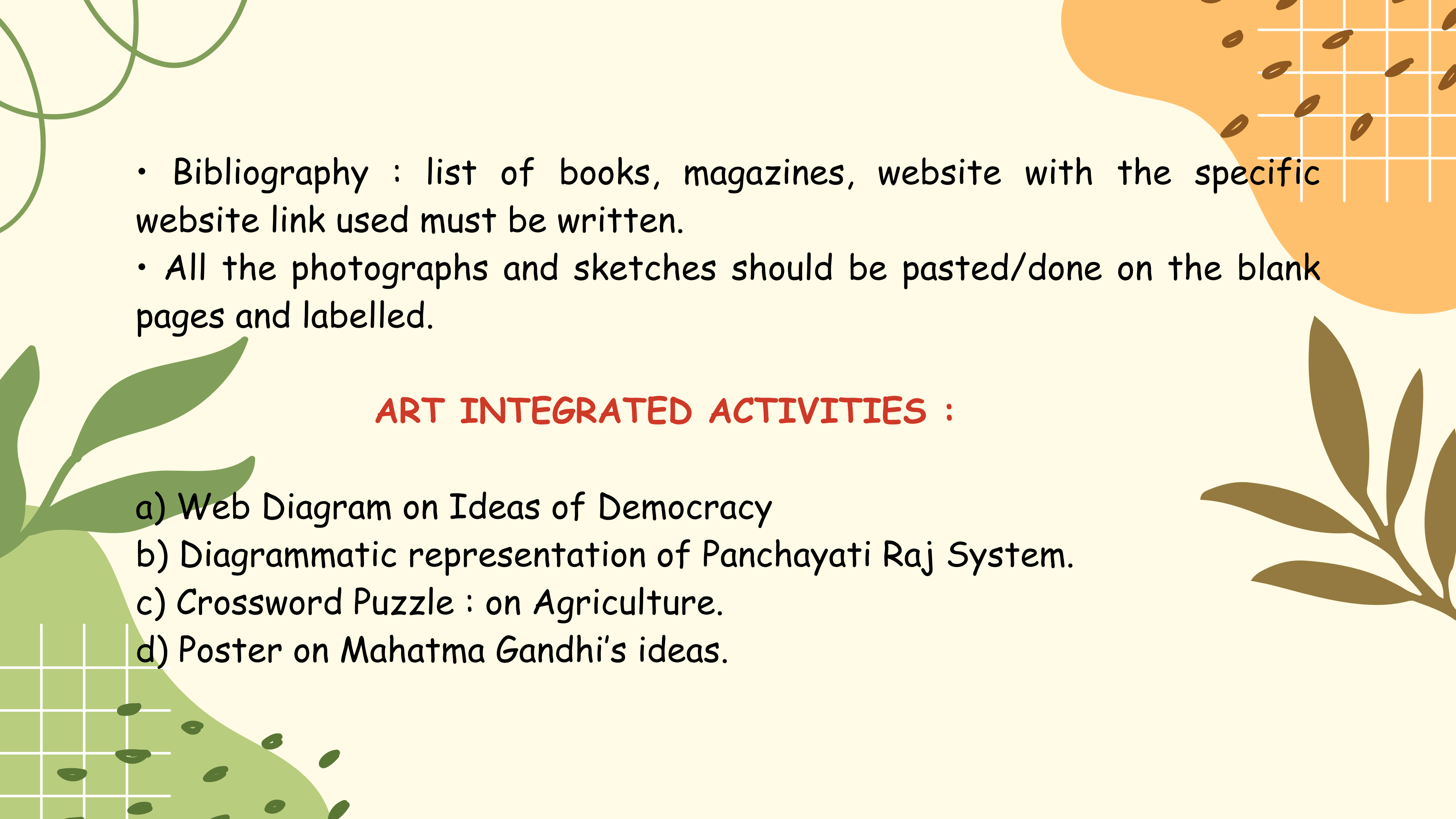
a) Five R's to save environment -- Why do we need to manage our resources and how to do it? Observe various traditional practices for conservation of nature in your day to day life. Share within the peer group and make a project report.

b) "Is water a life giver or a life destroyer". Mention the water resources in your city, how much water is usable, mention water conservation methods and also how waste water is treated in your city.

c) Find out various causes for river/sea pollution. How can we control it? 'Rally For Rivers' - find out information. Describe the role of urbanization in depletion of water resources.

Following essentials are required to be fulfilled for the preparation and submission of the Project:

1. The total length of the project report should not be more than 15 pages. (Use A- 4 size coloured Sheets. Do not use designed sheets, you have to draw/design yourself.)
2. The project report should be handwritten and credit will be given to original drawings, illustrations and creative use of materials.
3. The project report should be spiral bounded.
4. The project report will be developed and presented in this order :
 - Cover page showing project topic on top and student name, class, school name at the bottom. You can paste pictures supporting the project title.
 - Acknowledgement (acknowledging the institution, libraries visits and persons who have helped).
 - Index page : (make 3 columns) Serial No. , List of contents and Teacher's signature.
 - Project Overview : Purpose, Aim, Methodology and experiences while doing the project.
 - Project content : with relevant topics and sub topics. Topics to be supported with suitable pictures.

- 
- Bibliography : list of books, magazines, website with the specific website link used must be written.
 - All the photographs and sketches should be pasted/done on the blank pages and labelled.

ART INTEGRATED ACTIVITIES :

- a) Web Diagram on Ideas of Democracy
- b) Diagrammatic representation of Panchayati Raj System.
- c) Crossword Puzzle : on Agriculture.
- d) Poster on Mahatma Gandhi's ideas.

संस्कृतम्

निर्देशः एतत् कार्यम् A-4 पत्रेषु कुर्वन्तु ।

1. 'पर्यावरणरक्षणाय वयं किं किं कुर्याम' इति सचित्रं पञ्चवाक्यानि लिखत ।
2. भवान् रमेशः अस्ति। ग्रीष्मावकाशे केरलप्रदेशस्य 'मत्तुर' नाम्नः संस्कृतग्रामस्य यात्रायाः वर्णनं कुर्वन् स्वमित्रं सुरेशं प्रति पत्रं लिखत
3. संस्कृतसमयस्य प्रयोगं कृत्वा दश वाक्येषु सचित्रं स्वदिनचर्या लिखत।
4. 'छात्रजीवने गीतायाः महत्त्वम्' इति विषयमधिकृत्य सश्लोकम् एकम् अनुच्छेदं लिखत।

FRENCH

Task 1 - Rédigez une critique sur un livre ou un roman écrit par un écrivain français. Il est suggéré aux étudiants de choisir une critique de livre sur l'un des livres et romans suivants :

(Faites UNE de choix) (Page A-3)

- Le Petit Prince - By Antoine Saint-Exupéry
 - Les Misérables - By Victor Hugo
- Le Renard et les Raisins - Jean de La Fontaine
- Le soleil et le vent - Anne Fronsacq, Donatien Mary



Task 2 - Dessinez une page d'un journal y compris les titres suivants : La politique étrangère, la culture, le sport, la météo, les petites annonces (French Daily) (Page A-3)



ARTIFICIAL INTELLIGENCE

Python Project on Indian States and Their Dance



Objective:

Students will write a Python program that:

You are to create a Python program named `state_dance_display.py` that performs the following:





1. Takes the name of an Indian state as input from the user.
2. Using if-else statements, match the input to a list of predefined states.
3. Prints the names and images of traditional dance from that state.

For each matched state, display:


- a. The name of the state.
 - b. A short description of the traditional dance.
 - c. Images of all traditional dance from that state.
1. Helps students learn both programming and Indian culinary diversity.



Deliverables (What Students Will Submit):

1.  Python Script (state_dance_display.py) with all states.
2.  Image Folder (images/) containing dance images.
3.  Video Demo (screen recording of the program being run).
4.  Presentation (file) with:
 - Title
 - Objective
 - Tools used
 - Screenshots of the code and outputs
 - Images of food
 - Explanation of logic used (if-else)
 - Learning outcomes

INFORMATION TECHNOLOGY



1. "Coding a Cultural Dance Animation" (Block Coding)

Activity: - Use Scratch to animate a character doing:

- Garba (Gujarat) or Lavani (Maharashtra)
- Add background music (e.g., dhol beats for Garba).

Example Task:

- Make the sprite move in a circle (like Garba steps).

2. Design a database

(in Ms-Access) of your class with the following fields and enter 20 records:

Admno, stdname, dob, fname, Address(Use suitable data types)



- Topic : Paper Quilling
- See Pinterest on Internet and prepare a nice card of any size on "I Love GFS" by quilling papers .

PAINTING

- Make a painting , Topics :
 1. Composition (vegetable shop)
 2. One nature study
 3. Tow (Still life)
 4. Human faces sketching
- Use A2 size Drawing sheets .
- Write your name class section at the back of the sheet.





YOGA



*Write the effects of yogic exercises on respiratory system including respiratory diseases and its treatment through yoga.

* Make a Diet plan for yourself to increase/enhance immunity .

* Write about the exercises which improves immunity and body resistance capacity like...

a) Suryanamaskar (sun salutations)

b) Breathing exercises (pranayam) i.e Anulom Vilom pranayama (alternate breathing), kapal bhati pranayam (instant energy pranayam), Bhastrika pranayam (slow silent deep breathing), Bhramari pranayam (bee sound breathing).

IMPORTANT INSTRUCTIONS

*Do the following exercises regularly to stay fit and healthy .

*Shoot a video or prepare a folder of your pictures while doing these exercises.

GRATITUDE JOURNAL

Design a journal on the theme of “Gratitude”.

1. It should include a cover page.
2. It should include 5 pages. On each page write about the things you are grateful for.

NOTE: Use designer or coloured A4 sheets.
Use proper illustrations and pictures.

श्रमदान गतिविधि

- 1• एक पढ़ें,सब पढ़ें
- 2•पेड़ लगाओ,जीवन बचाओ
- 3•सार्वजनिक स्थान की स्वच्छता में सहभागिता

टिप्पणी:- उपरोक्त में से कोई दो गतिविधियों को प्रत्येक छात्र ग्रीष्मावकाश कार्य में करेंगे ।*अपना नाम, कक्षा, अनुभाग और गतिविधि के शीर्षक के साथ फोटो कक्षा ग्रुप में भेजेगें और फोटो पोर्टफोलियो में संलग्न करेंगें।



Thank
you



HAPPY
HOLIDAYS

