



# GREEN FIELDS SCHOOL


A2, SAFDARJUNG ENCLAVE, NEW DELHI

## SUMMER HOLIDAY HOMEWORK - CLASS V

### **Dear Parents**

Vacation is a welcome break! Summer vacation are synonymous with fun, frolic , playing for longer hours and watching fun filled shows on television. There is a lot more we can do to make these vacations more interesting.

We are excited to announce our upcoming state-based holiday homework which focuses on deeper understanding, research skills, appreciation of heritage, understanding diversity, sense of belonging. As part of our holiday homework, we will delve into the fascinating world of **Odisha** and **Himachal Pradesh**, exploring their history, culture, geography, tourist attractions, cuisines etc.



### **Instructions for students:-**

Try to do your holiday homework by yourself.

Writing should be very good and neat.

Do all work under the guidance of your parents and guardians .

Try to do your written work regularly to enhance your writing power.

Pay special attention towards your health and caring.

Don't play in direct sunlight.

Try to pray to God daily.



### **Instructions for Parents:-**

Holiday homework has to be done under the parental guidance.

Kindly complete and send the homework in a paper bag .

Make your ward read resource books.

Do not miss to take your child , outdoors in the evenings.




Fix up a time table for your ward to organize his/her daily routine like, watching television, playing with friends, studying etc.





Make your child responsible by assigning some of the household responsibilities to him/her like, watering plants, arranging the dining table, organizing his/her room and cupboards, fill the empty water bottles and put them in refrigerator.

Above mentioned guidelines will help your child to become a smart and an active learner.



**Wishing all the students a joyful learning and Happy Holidays.....**

SUBJECT	HOLIDAY HOMEWORK
<p>★ ★ ★</p> <p>❖ Read National Geographic Kids, Tinkle, Champak etc magazines. Pick the following from them and publish in your magazine:</p> <p>a) Twenty new words with their meanings .</p> <p>b) Any five interesting facts or Questions for your quiz to be conducted after holidays.Topic: General Knowledge or Historical Events</p> 	<p style="text-align: center;"><b>STATE HERITAGE</b></p> <p><b>1. CREATE YOUR OWN ENGLISH MAGAZINE OF FOUR PAGES</b> (Group Activity-4 to 5 children)</p> <p><b><u>Include the following titles:</u></b></p> <p><b>Page 1:</b> Design magazine cover based on the state , give name . (Roll no:1 to 4 Odisha), (Roll no: 5 to 8 Himachal Pradesh)</p> <p><b>Page 2:</b> Read famous folktales of either of the state and write them in your language and style with pictures (Roll no:9-15 )</p> <p><b>Page 3:</b> Creative corner: Create your own comic strip or poetry based on tribal story on Jatra Katha of Odisha (Roll no:16-20) , Pandava Tales from Himachal Pradesh(16-20)</p> <p><b>Page 4:</b> Art Corner : Make a traditional Kangra Painting (Roll no: 21-25), Patachitra Painting depicting Odishas's folklore(Roll no: 21-25) <b>OR</b> Share Grandma's recipes from Odisha (Roll no: 26-30) , Himachal Pradesh (Roll no 26-30)</p> <p><b>2.</b> Learn a poem of your choice.</p> <p><b>3.</b> Do cursive writing book pages 8 to 20</p> <p><b><i>Please note-Students must use recycled/reused material for making the cover page of the Magazine</i></b></p>
	<p style="text-align: center;"><b>THE STATE BY THE NUMBERS</b></p> <p>Odisha and Himachal Pradesh , realms of natural wonders, harbor a rich array of fauna that adds vibrancy to their ecosystems.</p> <ol style="list-style-type: none"> <li>1) Make a Tangram of any animal found in Odisha and Himachal Pradesh.</li> <li>2) Collect the data of Odisha's and Himachal Pradesh's total number of flora and Fauna (Ex- Birds, Mammals, Reptiles, big plants, Flowering plants etc.). Make a pictograph on this data.</li> <li>3) Design your own Board Game based on indigenous games of Odisha/Himachal.</li> <li>4) Solve the worksheets of Math -Chapters 1, 2 and 3 from the Assignment Booklet</li> </ol>
	<p style="text-align: center;"><b>TURTLE TRACKS :THE SCIENCE OF SAVING OLIVE RIDLEYS</b></p> <p>Odisha is famous as a nesting ground of Olive Ridley turtle. Every year thousands of these endangered species come to Gahirmatha beach and Rushikulya beach to lay eggs on the safe beaches. This amazing event is called “ Arribada”, which means “mass arrival”. This world famous phenomenon is like a Turtle Festival.</p> <ol style="list-style-type: none"> <li>1) Make 5-6 Fact cards on Olive Ridley emphasizing on what happens during Arribada.</li> <li>2) Design a Flyer on “Save Olive Ridley” to spread awareness on their decreasing population. Use your creativity to include catchy slogan and pictures.(Activity 1 and 2 to be done by Roll no.1-20)</li> <li>3) Beach Diorama (shoebox craft) –use small box to create a beach scene. Add self made clay/mold it turtles, egg in the sand, and waves with blue paper or cotton.</li> </ol>

	<p>4) Turtle Awareness Badge: Make a badge that says: "Save the Olive Ridley Turtle!" Wear it to school and spread awareness. (Activity 3 and 4 to be done by Roll No. 21-39)</p>
	<p><b>PLAYFUL PRIDE: CELEBRATE OUR STATE</b></p> <ol style="list-style-type: none"> <li>1) Make an attractive Travel Brochure of Odisha (Roll No.1-20) and Himachal Pradesh(Roll No. 21-39) . Brochure may include topics like- famous tourist attraction, cuisine, flora and fauna, traditional dress, paintings, geography etc).</li> <li>2) On a map of India (Political) , mark the two states – Himachal Pradesh and Odisha</li> <li>3) Dress up like an Odia or Himachali , take a picture and stick it in your Social Studies copy.</li> <li>4) EACH ONE TEACH ONE- Identify an underprivileged child and help him/her to complete Holiday homework.</li> <li>5) Activity- June 5 is observed as World Environment Day Theme: End Plastic Pollution Cleaning of Public Area- Pick up the trash lying in your street or neighborhood ,put it in dustbin and share it with your teacher.</li> </ol>
	<p><b>ऐतिहासिक स्थल</b></p> <p>क) पृष्ठ १ से १२ तक सुलेख पुस्तिका में सुलेख लिखें ख) अपनी पसंद की एक कविता याद करें ग) ओडिशा या हिमाचल की विविधता के बारे में एक निबंध अपनी कॉपी में लिखें</p>
	<p><b>STATE-OF-THE-ART COMPUTING</b></p> <p>Make a Digital Poster on Paint / Canva</p> <ul style="list-style-type: none"> <li>• Topic: "Unity in Diversity – Odisha &amp; Himachal Pradesh"</li> <li>• Include: Maps, Symbols, Language, Food, and Use drawing tools or digital images</li> </ul> <p>2. "Digital Postcard – Visit My State!" (Word/PowerPoint) *Activity*: Design a digital postcard using MS Word/PowerPoint with:</p> <ul style="list-style-type: none"> <li>- A famous place (e.g., Nandankanan Zoological Park/Spiti Valley)</li> <li>- A local dish (e.g., Pakhala Bhata/Dalma/Siddu)</li> <li>- A festival (e.g., Dola Purnima/ Minjar Mela)</li> </ul>
	<p><b>VIBRANT HORIZONS</b></p> <ol style="list-style-type: none"> <li>1. Drawing: Draw a landscape with mountains and rivers</li> <li>2. Painting: Do a folk art (Pattachitra, Kangri/Manali) style painting, Try mixing colors to make a color wheel in your drawing file.</li> <li>3. Paper Craft: Make a decorative paper lantern a paper wall hanging</li> <li>4. Make a card for your Father on Father's Day on 15 June, 2025 and watch the movie THE PURSUIT OF HAPPYNESS</li> </ol>



### BREATHE, BELIEVE ,ACHIEVE

Yoga is an ancient Indian art that connects the mind and body. It is an exercise that we perform by balancing the elements of our bodies. In addition, it helps us meditate and relax.

Practice yogasanas like Surya Namaaskar ,Taadasan and Padmaasan everyday during holidays

Observe Yoga Day on 21<sup>st</sup> June.



### SAVOR THE FLAVOR

Make a Meal planning diary with colour papers.

Kangri Dham is a traditional culinary practice from the Kangra valley of Himachal Pradesh.

Develop a cookbook or recipe collection featuring Kangri Dham collection. OR

Pakhala or Dalma are popular dishes of Odisha. Document these traditional recipes in your Meal Planning Diary .

**Activity- June 5 is observed as World Environment Day**

**Theme: End Plastic Pollution**

**Cleaning of Public Area- Pick up the trash lying in your street or neighborhood , put it in dustbin, click picture and share it with your teacher.**



**SAY NO TO SINGLE USE PLASTIC**