



# GREEN FIELDS SCHOOL

## SUMMER HOLIDAYS' HOMEWORK CLASS -I (2025)


### THEME - STATES OF INDIA

#### GOA AND ASSAM



Dear Parents,

We wish you all a delightful summer break! we're excited to present this year's Holiday Homework themed around two vibrant Indian states-Assam and Goa. Through fun and creative activities, students will explore the rich culture, heritage, natural beauty, and traditions of these unique regions. We hope you have a restful and enriching summer! Happy holidays!



#### **SUMMERTIME TIPS FOR THE STUDENTS**

- Help your parents and spend time with your grandparents.
- Get up early in the morning with a smile and start your day with a prayer.
- Converse in English with your parents and friends.
- Write 5 things you are grateful for in your Red assignment notebook.

**NOTE** -All written HW is to be done in a red assignment Notebook/ Black scrapbook/ A 4 coloured sheets. Project work can be kept in a folder/ clear bag

**Please note the summer holiday homework is divided in 2 States**

**Roll No- (1-15) will do Homework on the Theme of Assam**

**Roll No- (16 Onwards ) will do Homework on the Theme of Goa**

#### **ENGLISH ASSIGNMENT**

1. Make a SMALL PICTURE BOOK. Draw/paste 2 objects from diagraph sh.ch,ss,zz and write their names.
2. Create a table mat collage on an A3 sheet using pictures related to your assigned state (Goa or Assam). You can include beaches, rivers, food, dress, dance. Write your name, class, and section and bring it to school to use during break time.
3. Read any story on SAVE WATER according to the SDG-6 goals and write the name of all the characters of the story in Red Notebook
4. CURSIVE writing book pages-5,6,7,8 Assignment Book-page 1

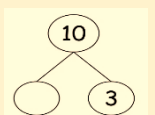


#### **EVS ASSIGNMENT** – (Choose the STATES As per Roll no.)

1. State Talks with My Family - Talk to an elder at home or neighbours and ask them 2-3 things they know about your state (Assam or Goa) like food, dance, festival, or places -it's your short interview! Write or draw what you found on Red Assignment notebook- you can show it through sentences, pictures, collage, or even a comic strip.
2. Spin and Tell- Take a small Paper plate and divide it into 4 parts (like a pizza). Label them as North, South, East, and West. Fix a pencil through the center with a paper arrow (like a spinner). Spin the arrow and say one thing you know or like in that direction.
3. On Black scrapbook Make a Family tree and paste pictures of your Family member.
4. ASSIGNMENT BOOK PAGE-61


#### **MATHS ASSIGNMENT** (Choose the STATES As per Roll no.)

- 1 Make (Animal number cards) by drawing/ pasting 4-5 pictures of animals/birds of your state on one side and writing its feature counts (e.g., horn-1, legs-2, fins-2) on the back.
2. Use the basic shapes (Rectangle, triangle, oval, semi-circle) to form a 2D scene/animal and Paste in Black scrapbook)
3. Make a Ganit mala with 50 beads on a nylon string. Practice forward and backward counting on this and Do ASSIGNMENT BOOK pages-41,42,43
- 4 Make 5 number bonds for the Number 10, and write it in Red Assignment copy.



## **HINDI ASSIGNMENT**

1. अपने पसंद का एक असम/ गोवा का कोई छोटा सा लोकगीत या कहानी याद करे ।
2. पुराने कार्ड या कागज़ का उपयोग कर दो, तीन और चार वर्णों वाले 5-5 शब्द फ्लैश कार्ड या A3 शीट पर लिखें व सजाएँ।
3. दिल्ली से असम और दिल्ली से गोवा के बीच आने वाले कुछ प्रमुख रेलवे स्टेशनों के नाम अपनी मम्मी-पापा की मदद से जाने। रंगीन कागज़ों की मदद से एक सुंदर ट्रेन का क्राफ्ट (Train Craft) बनाइए। ट्रेन के हर डिब्बे पर कोई भी ४-५ स्टेशन्स के नाम लिखिए। ट्रेन को अपनी ब्लैक स्क्रैपबुक में चिपकाइए।
4. पुरानी किताबों, पत्रिकाओं या अखबार से "आ" मात्रा वाले शरीर के 5 अंगों / सब्जियों के/ रंगों के चित्र काटकर चिपकाएँ और नाम लिखें। ( बनाये रेड असाइनमेंट नोटबुक में )
5. हिंदी सुलेख बुक पेज ५-१०, Assignment book page 21: कार्य पत्रिका- 1



**MORAL SCIENCE ASSIGNMENT**- Make a bird feeder using a coconut shell and bird seeds. Hang it in your balcony/ terrace and help feed the birds!

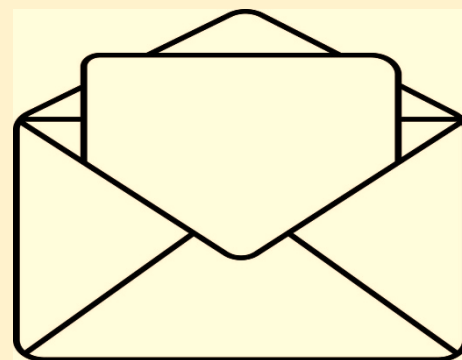
**ART/ CRAFT ASSIGNMENT:** LEARNING ART BOOK-pages 1-10.

Make a paper Bird using origami sheet and paste it in your Art file.

[https://youtube.com/shorts/R\\_K3gIcCoJw?si=Q\\_rGZSF\\_ex\\_TfOim](https://youtube.com/shorts/R_K3gIcCoJw?si=Q_rGZSF_ex_TfOim)

**GK ASSIGNMENT** - Make a colourful QUIZ CARD on the topic "Incredible India - Assam & Goa" by writing one question on the front and the answer at the back; bring them neatly arranged in a bundle or envelope.

Quiz
1. Who is the current Chief Minister ?
2. What is the capital city?
3. Name any two popular festival celebrated.
4. Famous fruits.
5. Famous places
6. Famous Personality.
7. Weather
8. Famous fruits/Dry fruits found.
9. Language spoken
10. Traditional dress



**COMPUTER ASSIGNMENT:** (Choose the STATES As per Roll no.)

- Using keyboard type 2-3 lines about your States, take a print and paste in computer notebook.
- Draw on MS PAINT - DIFFERENT TYPES OF HOUSES FOUND IN THE STATES

### **STAY FIT :**

Every day morning exercise 80 mtr. race practise.

Roll the dice and practice the Exercise with your Family.

1 no. on dice means 20 Jumping jacks, 2-15 sit-ups, 3- 1 Hop on one foot, 4- Push ups 10, 5- Touch your toes, 6- Jog in place.

**NOTE-** Homework will be assessed based on neatness, creativity, and originality of ideas.

Revise all the topics taught for your Periodic Assessment, to be held in July

School will re-open on 1<sup>st</sup> July, 2025

# SAY NO TO PLASTIC