

GREEN FIELDS SCHOOL

A-2 BLOCK, SAFDARJUNG ENCLAVE,
NEW DELHI-110029

CLASS - X

HOLIDAY H.W 2024
-2025



**As important as it is to rest and enjoy, it is also important to continue to learn. We have some very interesting Holiday Homework for you this vacation. You are sure to enjoy this learning activity. The projects have been chosen with a lot of deliberation. Relax, enjoy, have loads of fun.*

Happy Holidays!

*Stay Blessed
Principal*



ENGLISH

SUBJECT ENRICHMENT:

1. Create a Class e- Magazine (Make sure you includes cover page , Interview And real life experiences of your mates during Lockdown)

Or

Students Need to gather data from newspapers and various sources and write a data interpretation on the ongoing elections and analyze the voters participation. Write in detail about the first time voters and their experiences]



PORTFOLIO:

2. Robert Frost was one of the most celebrated American poets of the 20th century. He left an indelible mark on the world of literature with his evocative and thought-provoking poetry. Prepare a biography based on his life, work and achievements. You can include the details about his childhood, upbringing, education, influences, accomplishments, relationships, his style of writing etc. Relate it with SDG Goal 15 and critically examine about its relevancy with that goal.

Critically analyse about how has Robert Frost made people aware about the effect of global warming in the poem "Fire and Ice". Relate it with SDG Goal 15 and critically examine about its relevancy with that goal.



Sustainable Development Goal 15 is about "Life on land". One of the 17 Sustainable Development Goals established by the United Nations in 2015, the official wording is: "Protect, restore and promote sustainable use of terrestrial ecosystems, sustainably manage forests, combat desertification, and halt and reverse land degradation and halt biodiversity loss". The Goal has 12 targets to be achieved by 2030. Protect, restore and promote sustainable use of terrestrial ecosystems, sustainably manage forests, combat desertification, and halt and reverse land degradation and halt biodiversity loss



MULTIPLE ASSESSMENT

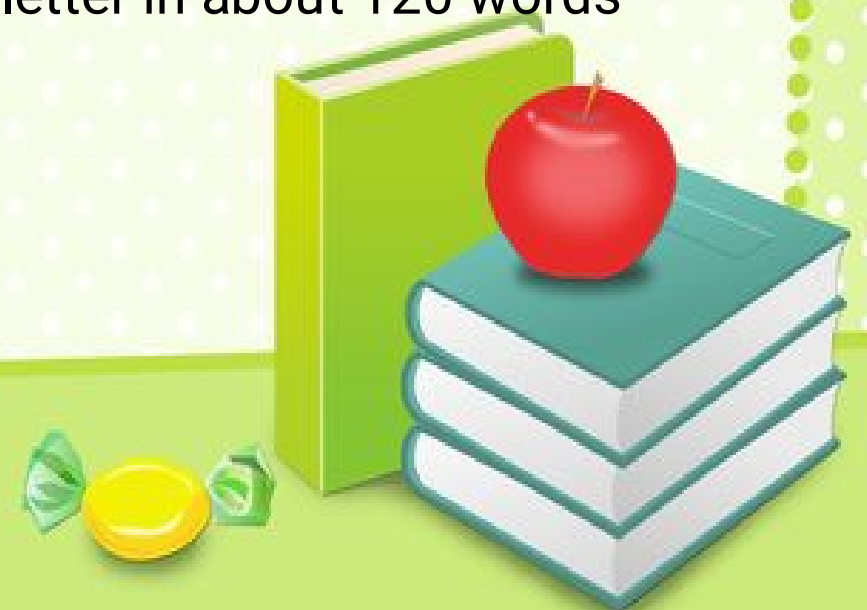
3. Prepare a speech on any one of the following topics- (to be adjudged as part of ASL)

- a. It is better to die on feet than to live on knees
- b. Importance of Dress code in Schools
- c. Craze of Social Networking Sites among youth
- d. Advantages of Co-education In India
- e. Dependence on technology is making humanity less intelligent
- f. "There is enough resources for everyone's need but not for anybody's greed"

HOLIDAY HOMEWORK

4. Letter to the Editor

Though there is a movement like 'Sarvashiksha Abhiyan' and enrolling of underprivileged children in schools, there are still many children, who do not go to school, rather have never seen a school. It is indeed disturbing. You decide to write a letter to the editor of a newspaper expressing your views and the steps to be taken. Write the letter in about 120 words



SANSKRIT

विषयः - संस्कृतम् निर्देशः - एतत् कार्यम् A-4 पत्रेषु कुर्वन्तु।

1. 'पर्यावरणरक्षणाय वयं किं किं कुर्यामि' इति सचित्रं पञ्चवाक्यानि लिखत।
2. भवान् रमेशः अस्ति। ग्रीष्मावकाशे केरलप्रदेशस्य 'मत्तुर' नाम्नः संस्कृतग्रामस्य यात्रायाः वर्णनं कुर्वन् स्वमित्रं सुरेशं प्रति पत्रं लिखत।
3. संस्कृतसमयस्य प्रयोगं कृत्वा दश वाक्येषु सचित्रं स्वदिनचर्यां लिखत।
4. 'छात्रजीवने गीतायाः महत्त्वम्' इति विषयमधिकृत्य सश्लोकम् एकम् अनुच्छेदं लिखत।




FRENCH

Task 1 - Rédigez une critique sur un livre ou un roman écrit par un écrivain français. Il est suggéré aux étudiants de choisir une critique de livre sur l'un des livres et romans suivants :

(Faites UNE de choix) (Page A-3)

- Le Petit Prince – By Antoine Saint-Exupéry
- Les Misérables – By Victor Hugo
- Le Renard et les Raisins – Jean de La Fontaine
- Le soleil et le vent – Anne Fronsacq, Donatien Mary



Task 2 - Dessinez une page d' un journal y compris les titres suivants : La politique étrangère, la culture, le sport, la météo, les petites annonces (French Daily) (Page A-3)



HINDI

1. अंडमान व निकोबार की किसी ऐतिहासिक इमारत या पर्यावरण में से किसी एक विषय पर १०० शब्दों में सचित्र लघु-कथा तैयार कर लिखिए।
2. पदबंध के प्रत्येक भेद के एक-एक उदाहरण का वाक्य सहित फ्लैश कार्ड बनाइए और एक बुक मार्क भी बनाइए।
3. अपने जीवन के लक्ष्य को निर्धारित कर उसकी प्राप्ति हेतु आप अपने जीवन में क्या और कैसे परिवर्तन लाएंगे, उसे १०० शब्दों में चित्र सहित अभिव्यक्त कीजिए।



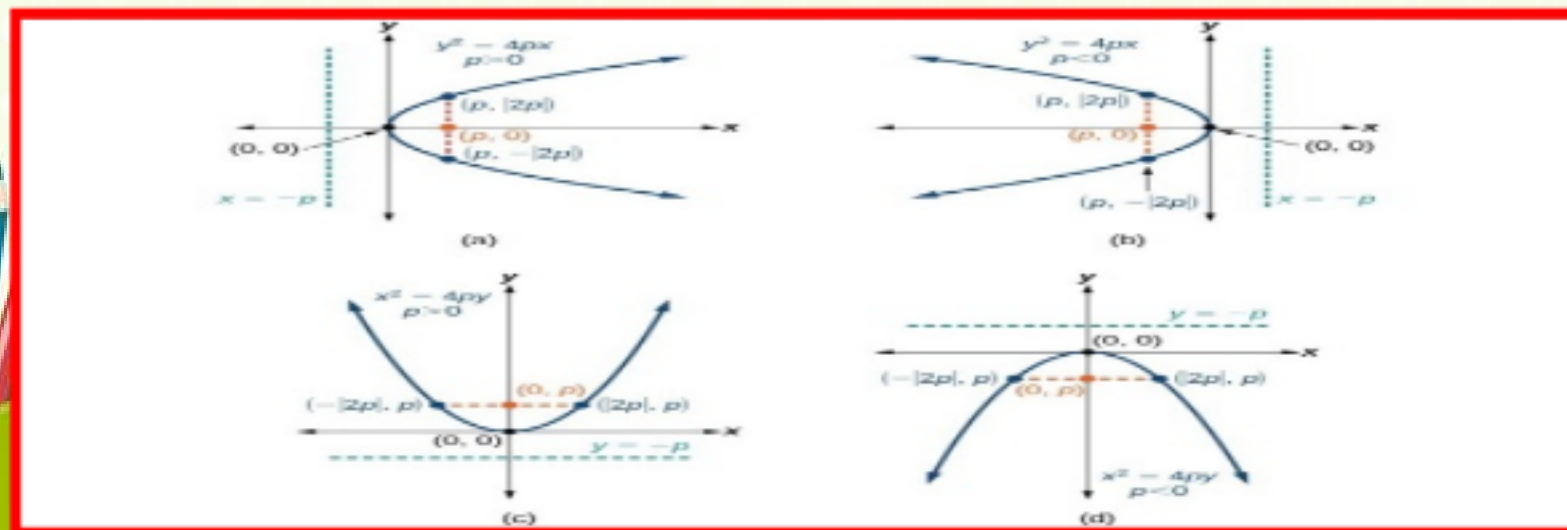
MATHS

1) Complete chapter 3 and chapter 4 from Assignment booklet in Assignment Register.

2) Following practical to be done in Maths lab practical file

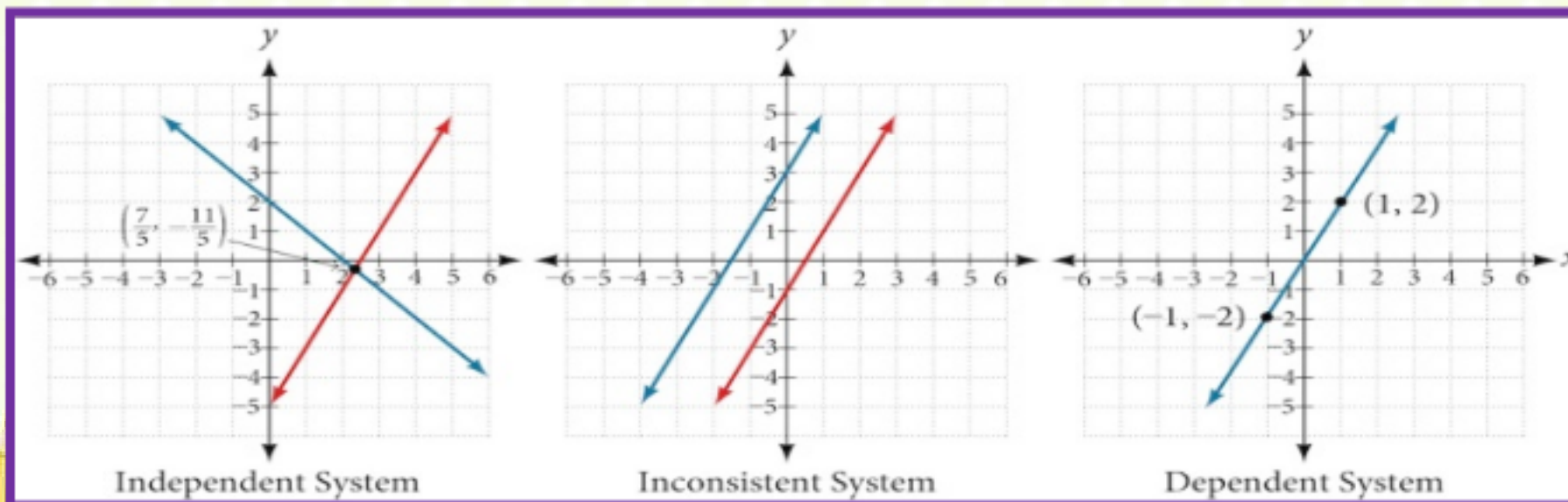
(a) Finding the zeroes of a quadratic polynomial Geometrically on graph paper

$$-x^2 - 2x + 3, \quad x^2 - 6x + 9, \quad 2x^2 - 4x + 5$$

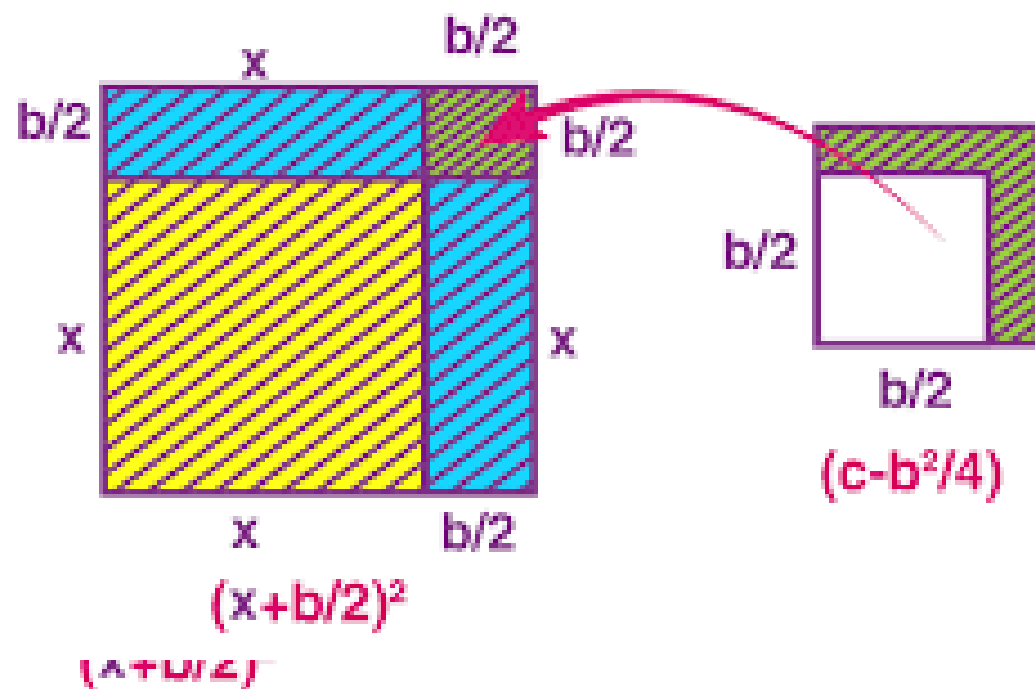


(b) To investigate the conditions for consistency and inconsistency of three pair of linear equations graphically:

(i) $2x+y=2$; $4x+2y=8$ (ii) $2x-y=2$; $4x+3y=24$ (iii) $3x-y=2$; $9x-3y=6$



- (c) To illustrate that medians of a triangle concur at a point called the centroid, which always lies inside the triangle using paper folding method.
- (d) To obtain the solution of a quadratic equation by completing the square method geometrically.



SCIENCE

CHEMISTRY

HHW

Read the activities given in Ch-1 NCERT and prepare a 5 minutes video on any one activity based on the activities given or any other innovative activity.

PORTFOLIO

Prepare a chart/poster on any one of the following topics:-

- 1- Types of chemical reactions
- 2- Parts of chemical Equation
- 3- Exothermic and Endothermic reactions
- 4- Characteristics of chemical reactions
- 5- Physical change and Chemical change

SUBJECT ENRICHMENT

Complete practical file work.
Complete NCERT intext and back exercises in your Chemistry notebook.

MULTIPLE ASSESSMENT

Create Board game based on chemical formulas, balancing of chemical equations.



SCIENCE

PHYSICS

HHW

make a ppt on uses of Spherical mirror with explanation

PORTFOLIO

prepare a chart / model based on ray diagrams of spherical mirrors

SUBJECT ENRICHMENT

Complete practical file work.

Complete NCERT intext and back exercises in your PHYSICS notebook.

MULTIPLE ASSESSMENT

practical skill based quiz, assignment sheet. pickle making



SCIENCE

BIOLOGY

HHW

Find out the five most common respiratory diseases which are the causes of severe illness and death worldwide. Paste pictures and fill the necessary information in a table.

PORTFOLIO

Prepare a chart / model on digestive system

SUBJECT ENRICHMENT

Complete practical file work.
Complete NCERT intext and back exercises in your BIOLOGY notebook.

MULTIPLE ASSESSMENT

" Keep your heart healthy and help others do the same" based on the theme of world heart day 2024 prepare a powerpoint presentation.



SOCIAL SCIENCE

All students of Class X have to do one Project as per the schedule given below:

1. Roll No. 1 to 15 — **Consumer Awareness**
2. Roll No. 16 to 30 — **Social Issues**
3. Roll No. 31 till the last roll no. - **Sustainable Development**

The objective of the project is to see all the social science disciplines from **Interdisciplinary perspective.**

1. Consumer Awareness project should be prepared highlighting case studies on
any two products and mentioning the consumer rights.
2. Social Issues on any one of the topics :
a) Women Empowerment. (b) Girl child (c) Child labour (d) Dowry
e) Child Abuse



3. **Sustainable Development** on any one topic :

a) Five R' s to save environment – Why do we need to manage our resources and how to do it?

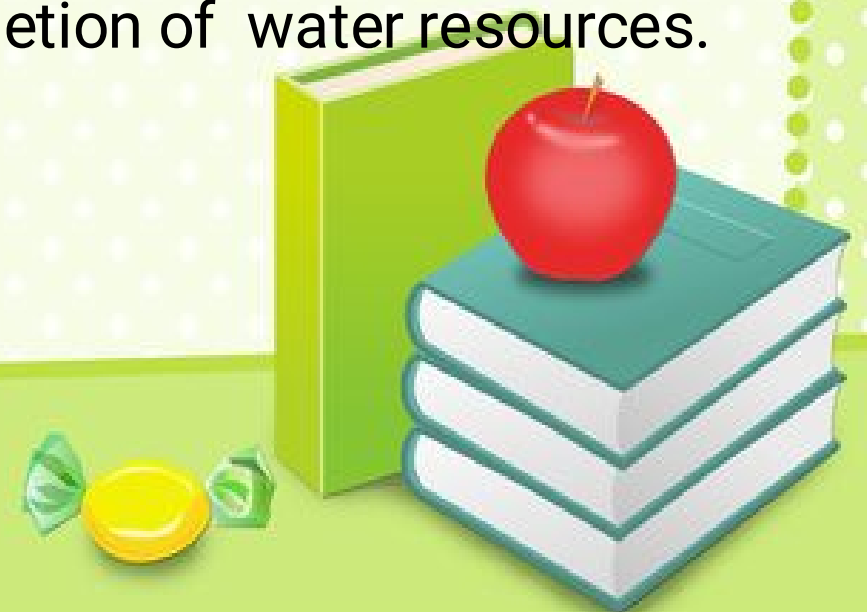
Observe various traditional practices for conservation of nature in your day to day life. Share within the peer group and make a project report.

b) “ Is water a life giver or a life destroyer” . Mention the water resources in

your city, how much water is usable, mention water conservation methods and also how wastewater is treated in your city.

c) Find out various causes for river/sea pollution. How can we control it?

Describe the role of urbanization in depletion of water resources.



Following essentials are required to be fulfilled for the preparation and submission of the Project:

1. The total length of the project report should **not be more than 15 pages**. (Use A-4size coloured sheets one side ruled and one side plane.)
2. The project report should be **handwritten**, and credit will be given to original drawings, illustrations and creative use of materials.
3. The project report should be **spiral bounded**.
4. The project report will be developed and presented in this order:

Cover page showing project topic on top centre and student name, class and section, school name at the bottom right. You can paste pictures supporting the project title.

Acknowledgement (acknowledging the institution, offices, libraries visited and persons who have helped).



Index page: (make 3 columns) Serial No., List of contents and Teacher's signature.

Project Overview: Purpose, Aim, Methodology and experiences while doing the project.

Project content: with relevant topics and subtopics. Topics to be supported with suitable pictures.

Bibliography: list of books, magazines, newspapers referred for the project should be mentioned.

The name of the website with the specific website link which has been used must be written.

All the photographs and sketches should be pasted/done on the blank pages and labelled. Written work should be done on the ruled sides.

The projects and models prepared should be made from eco-friendly products.

If possible, different forms of art may be integrated in the project work.



- **ALL THE STUDENTS HAVE TO DO ART INTEGRATION AND PORTFOLIO ACTIVITIES**

- **Art Integration-Ek Bharat, Shresth Bharat**

- Travel broucher on Lakshadweep, Andaman and Nicobar Islands. Include information such as: location, climate, monuments etc.

- **Portfolio Activities**

- Diagrammatic representation of Panchayati Raj System
- Poster on Save Water, Poster on Mahatma Gandhi's ideas, Slogan writing on gender equality
- Activity on elections
- Collage on Industrial Revolution
- Cheque filling Activity for Money



HOME SCIENCE

- INSTRUCTIONS
- Complete all the work on A4 SIZE COLORED SHEETS .
- Use colored pens only for headings or important highlights.
- Each question has to be attempted separately.
- Be creative in your presentation of work.
- Q1.Preparation of any **one toy** for children (age appropriate) using locally available and indigenous material.
- Q2. Suggest two toys you would gift your four year old niece. What points you inspect in a toy for a 4 year old child?
-



Q3. Develop a **leaflet/pamphlet** for Consumer Education and Protection on any one of the following-
Consumer Protection Act(CPA)

Consumer Problems

Consumer Rights

Q4.. **PROJECT** –make project on any 1 of the following

undertake a market survey and collect (5) food labels, analyze them and illustrate the labels.

Prepare a report on any 5 malpractices you have observed in the market

List 5 areas of agreement and disagreement each with parent, siblings, and friends and present the solutions to class



INFORMATION TECHNOLOGY

- **Ch : Database Management System**

- ❖ MySQL commands along with output and description

- **Ch.: Digital Documentation**

- **Session 1 : Styles in a Document**

Ques 1 : Write steps to create a new style using drag and drop?

Ques 2 : Write steps to create a new style using new style from selection?

Ques 3 : Write steps to update existing style?

Ques 4 : Write steps to load styles from an existing file?

Ques 5 : Write steps to use Fill Format Mode?

- **Session 2 : Images in a Document**

Ques 1 : Write all the methods to wrap text around images?

Ques 2 : Write steps to crop and resize an image?

Ques 3 : Write steps to use Font Work Gallery?

Ques 4 : Write steps to make changes in drawing object like line colour, background colour?



INFORMATION TECHNOLOGY



Session 3 : Create and Use Templates

Q1. Write steps to use a predefined templates in Writer?

Q2. Write steps to create a new template in Writer.

Q3. How would you set up the default template in Writer?

Q4. How would you update your current document to implement a different template?

Q5. Write steps to delete a template in Writer?

Session 4 : Creating Tables of Contents

Q1. Write steps to create index along with protect against manual changes?

Q2. Write steps to change background colour of index and insert image as background?

Q3. Write steps to divide index into multiple columns?

Q4. Write steps to hyperlink index with content?

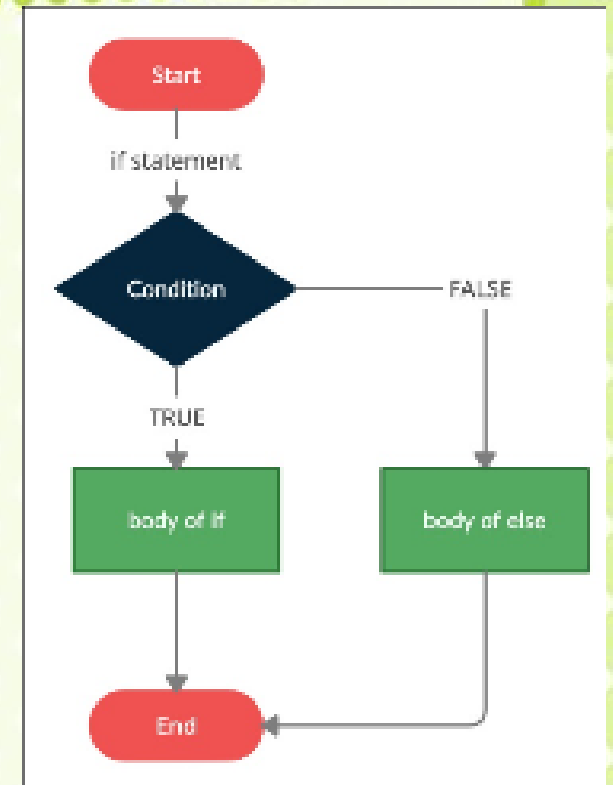
Q5. Write steps to format (Font color, text color, bgcolor etc.) index?



ARTIFICIAL INTELLIGENCE



1. WAP to swap two numbers using 3rd variable?
2. WAP to swap two numbers without using 3rd variable?
3. WAP to swap two numbers using simple method?
4. WAP to print 1st 10 natural number using for loop?
5. WAP to print natural number in reverse order?
6. WAP to print table of a given number?
7. WAP to find the factorial of a given number?
8. WAP to calculate simple interest?
9. WAP to print natural number using while loop?
10. WAP to print sum of natural number according to user choice?
11. WAP to print natural number in reverse order using while loop?
12. WAP to print highest number among three?
13. WAP to illustrate dictionary?
14. Take 5 numbers from user and calculate its percentage and give remarks accordingly?
15. WAP to perform all arithmetic operation after taking two values from user?



Yoga

- *Write the effects of yogic exercises on respiratory system including respiratory diseases and its treatment through yoga.
- * Make a Diet plan for yourself to increase/enhance immunity .
- * Write about the exercises which improves immunity and body resistance capacity like...
 - a) Suryanamaskar (sun salutations)
 - b) Breathing exercises (pranayam) i.e Anulom Vilom pranayama (alternate breathing),kapal bhati pranayam (instant energy pranayam), Bhastrika pranayam (slow silent deep breathing),Bhramari pranayam (bee sound breathing).

IMPORTANT INSTRUCTIONS

- *Do the following exercises regularly to stay fit and healthy .
- *Shoot a video or prepare a folder of your pictures while doing these exercises.



• ART

- Topic : Paper Quilling
- See Pinterest on Internet and prepare a nice card of any size on "I Love GFS" by quilling papers .

• PAINTING

- Make a painting , Topics : 1. Composition (vegetable shop)
- 2. One nature study
- 3. Tow (Still life)
- 4. Human faces sketching
- Use A2 size Drawing sheets .
- Write your name class section at the back of the sheet.

