



# GREEN FIELDS SCHOOL

SUMMER HOLIDAYS' HOMEWORK CLASS -I (2024)

## THEME - SDG-14 LIFE BELOW WATER




LIFE  
BELOW WATER

Dear Parents,

We wish you all a delightful summer break! As you enjoy this time with your little ones, why not delve into activities aligned with Sustainable Development Goal 14: Life Below Water. From organizing beach cleanups to exploring marine life at aquariums or even learning about ocean conservation through storytelling, let's make this summer both memorable and impactful for the health of our oceans.

Happy holidays!



### SUMMERTIME TIPS FOR THE STUDENTS

- Help your parents and spend time with your grandparents.
- Get up early in the morning with a smile and start your day with a prayer.
- Have healthy and nutritious homemade food and seasonal fruits every day.
- Homework should be planned in a way that you sit to do it every day.
- Converse in English with your parents and friends.
- Switching off lights and fans when they are not in use.

NOTE All written HW is to be done in a red assignment Notebook/ Black scrapbook/A 4 colored sheets. Project work can be kept in a folder/ clear bag

### ENGLISH ASSIGNMENT

1-LET'S READ- Read Any story related to any water animal, draw related pictures, and paste in Black scrapbook.

Link-[https://youtu.be/\\_20PurDou3c?si=grVZP9vfCclrEhpe](https://youtu.be/_20PurDou3c?si=grVZP9vfCclrEhpe)

2. Write 5 new words from each digraph - ss, ff, zz, and ll on the paper cutouts of different water animal shapes. And paste it into the red assignment notebook to look like an underwater scene.

3. WORD GAME- Make a small board game of matching pictures of marine animals with their names. Write sentences with all the noun words from this game in the Red assignment notebook.

4. Practice cursive handwriting pages -Do Pages 5,6,7,8,9

5. Assignment book pages-1,3,6

6. Learn any one poem.



### EVS ASSIGNMENT

ACTIVITY TIME-1. Create a flip book on any one water animal. It can be created with A4 size sheet cut into half and can be filed together using a ribbon. The book will comprise of pictures and short, simple sentences or facts about water animals. The flip book may have 4 to 5 pages only. The child will then speak three to four lines on any one of the animals chosen by him/her in I Speak class.

2. Make 'finger puppets' OR 'puppets using ice-cream sticks' on family members.

3. Paste '5 sense organs' pictures on black scrapbook.

4. ASSIGNMENT BOOK:- Pages- 57, 58, 59 & 79



## **MATHS ASSIGNMENT**

1. Find the numbers of the following water animals and then arrange the numbers in ascending and descending order in the red assignment notebook.

Legs of octopus-, Fins of a fish-, Tongue of tortoise-, Legs of crab- Arms of starfish.

2. Math drill book pages-7,16,18,20

3. Assignment book pages-39,40,41,42

4. Learn and write Number names up to 20 in red assignment notebook.



## **HINDI ASSIGNMENT**

1. अपने प्रिय जलीय जीव के बारे में जानकारी इकट्ठी करके पोस्टर बनाए

- वह कहां पाया जाता है ?
- वह क्या खाता है?
- वह जल के अंदर साँस कैसे लेता है?
- प्लास्टिक का जलीय जीवों पर क्या प्रभाव पड़ता है?

2. Sulekh: Do pages 6-11

3. Assignment book page 21: कार्य पत्रिका- 1

4. अपनी पसंद की कविता याद कीजिए।



**GK ASSIGNMENT.** Find out the Famous RIVERS AND SEAS of India, write their names, and paste pictures in the G.K notebook.

Try to Read newspaper headlines, and paste cutouts of news related to rivers, and water pollution.

**ART/ CRAFT ASSIGNMENT:** Origami Fish Craft - Make 5 origami Fish craft. (follow the link)

<https://youtu.be/btxMOUyAKhU?si=oDG8uRQjweJcN84j>

Do page number 5,6,7,8 in your learning Artbook.


**COMPUTER ASSIGNMENT: 1.** While you visit different places this vacation keep a record of which areas you have seen people using computers and write the record in the Computer notebook.

2. Draw /paste the picture of parts of the computer and label them (in computer notebook)

**PHYSICAL EDUCATION:** Every day morning exercise 80 mtr. race practise.

Roll the dice and practice the Exercise with your Family.

1 no. on dice means 20 Jumping jacks, 2-15 sit-ups, 3- 1Hope on one foot, 4- Push ups 10, 5- Touch your toes, 6- Jog in place.



**NOTE-** Homework will be assessed based on neatness, creativity, and originality of ideas. Revise all the topics taught for your Periodic Assessment, to be held in July Summer Holidays from 18th May to 29th June, 2024, School will re-open on 1st July, 2024

# SDG-14 LIFE BELOW WATER